



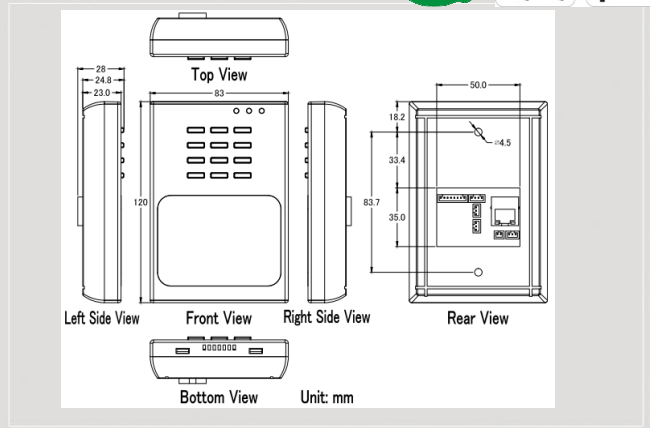
# ACS Series Products



Access Control Reader with proximity card and keypad



ACS-11-MF



Dimensions

Access Control systems are one of the most important infrastructures for a safe, secure society. ACS-11-MF is an access control reader that supports keypad and RFID induction of access control. It integrates three functions of door access control, voice guidance and floor control all in one, suitable for use in community door access and elevator control. ACS-11-MF supports Ethernet and RS-485 communication interface and provides anti-sabotage sensor and door position detection function which can consolidate the security of access control systems and effectively enhance the service quality of management.

## Features

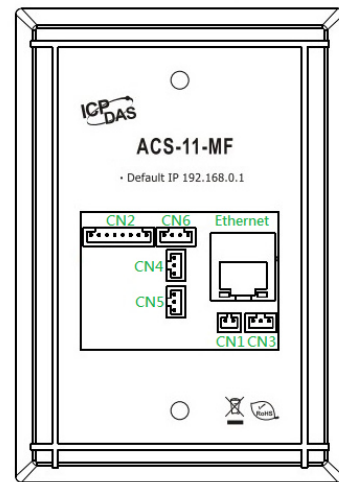
- Supports card type: Mifare
- Built-in Voice message function
- Supports Ethernet / RS-485 interface
- Built-in RTC and WDT
- Supports electric door lock control and door position detection
- Provides access records
- Max card capacity : 8192 cards
- Supports elevator floor control (max.16 F)

## Software Tool

ACS Data Logger provides quick and convenient communication with the access control reader and SQL database; Customers can easily download access cards list, corresponding rights and read access records from/to the access control reader.

- Supports MySQL database
- Provides access card number and password add, modify, delete function
- Provides access record inquiry function

## Wire Connection



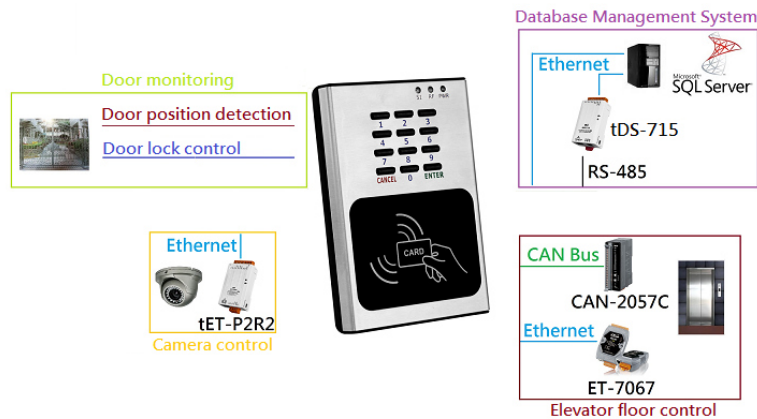
Connector Type	Pin Assignment	Description
CN1	GND, VDC	Power
CN2	DI0, G, DI1, G, DI2, G, DI3, G	DI0(Door position detection) DI1(Door open trigger input) DI2/3 (n/a)
CN3	COM, NO, NC	Switch for anti-sabotage detection
CN4	NC COM NO	Door Open/Close switch
CN5	NC COM NO	Door position abnormal output
CN6	CAN_L, CAN_H, D+, D-	Communication Interface (CAN/RS-485)



## Hardware Specifications

<b>CAN Bus</b>	
Baud rate(bps)	1M
Specification	ISO-11898-2, CAN 2.0A and CAN 2.0B
<b>UART</b>	
COM	RS-485(D+, D-)
Baud rate(bps)	9600
Format	N, 8, 1
<b>Ethernet</b>	
Controller	10/100Base-TX Ethernet Controller (Auto-negotiating, Auto MDIX)
Connector	RJ-45 with LED indicator
<b>Digital Input</b>	
Channels	4
Input type	Dry Contact (Source), Wet Contact (Sink, Source)
<b>Relay Output</b>	
Channels	2
Output Type	Form C
Contact Rating	0.5A 120VAC      2A 30VDC
<b>RFID</b>	
Supported Card	Mifare S50
Standard	ISO 14443 A
<b>Power</b>	
Input voltage range	10V ~ 30V
Power consumption	2.0W
<b>Mechanical</b>	
Installation	Wall Mounting (Suitable for the outlet box in United States)
Dimensions	83mm x 120mm x 28mm (W x L x H)
<b>Environment</b>	
Operating Temperature	-20°C ~ +60°C
Storage Temperature	-30°C ~ +80°C
Humidity	10% ~ 90%, non-condensing

## System Architecture



## Ordering Information

<b>ACS-11-MF CR</b>	Access Control Reader with proximity card and keypad (RoHS)
---------------------	---

## Accessories

<b>CAN-2057C CR</b>	CANopen Module of 16 Digital Output; for elevator floor control (RoHS)
<b>ET-7067 CR</b>	Ethernet I/O Module with 8 Relay; for elevator floor control (RoHS)
<b>tET-P2R2 CR</b>	Tiny Ethernet module with 2 DI and 2 Form-A relay; for camera control (RoHS)
<b>tDS-715 CR</b>	Tiny Device Server with PoE and 1 RS-422/485 Port (RoHS)